

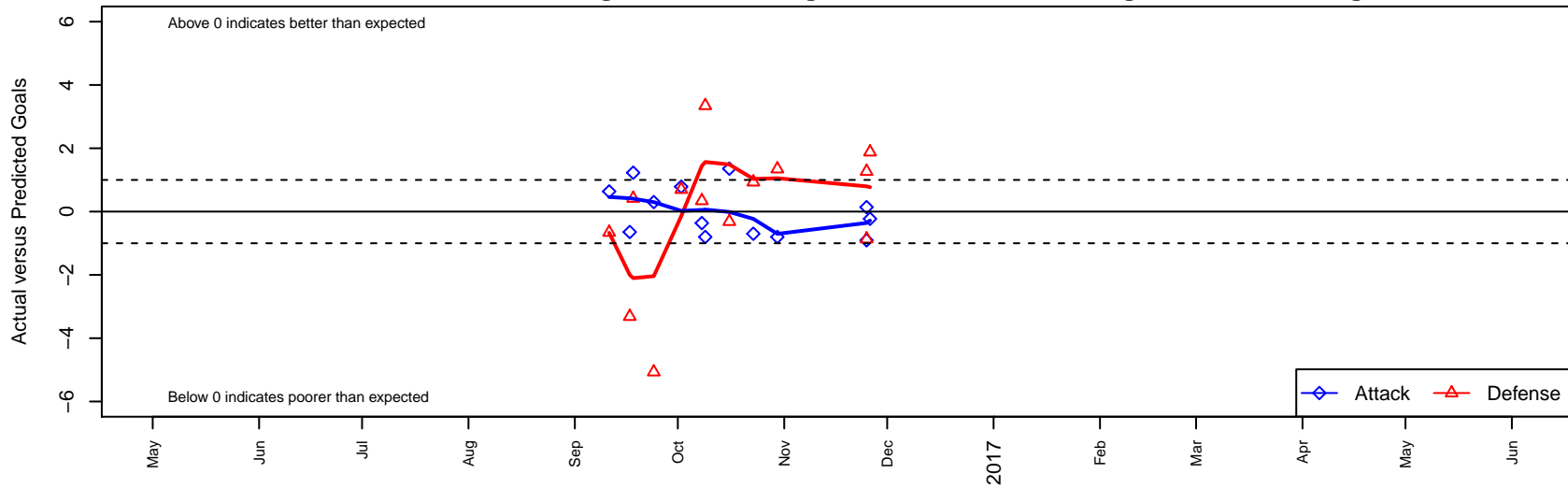
Pateadores Huntington Beach B99

San Diego, CAS
 B99 total strength=1605
 attack=18.71 defense=14.12
 fall league = SCDL FI1 U18

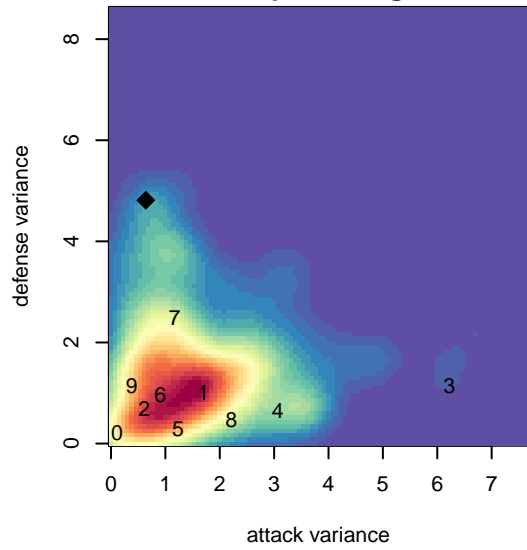
alt names used:
 Pateadores HB B1999
 Pateadores – HB B1999

Venues played:
 2016 SCDL FI1 U18
 2016 Nomads Thanksgiving 1st Division U18

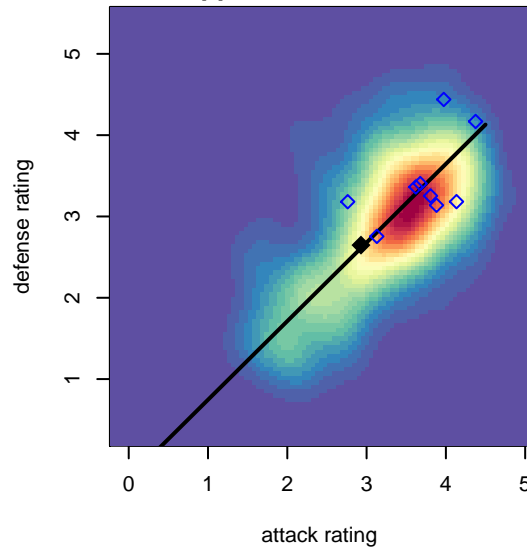
Pateadores Huntington Beach B99
 Dots are actual minus expected GF (blue circles) and GA (red triangles).
 Blue line is smoothed change in attack strength. Red is smoothed change in defense strength.



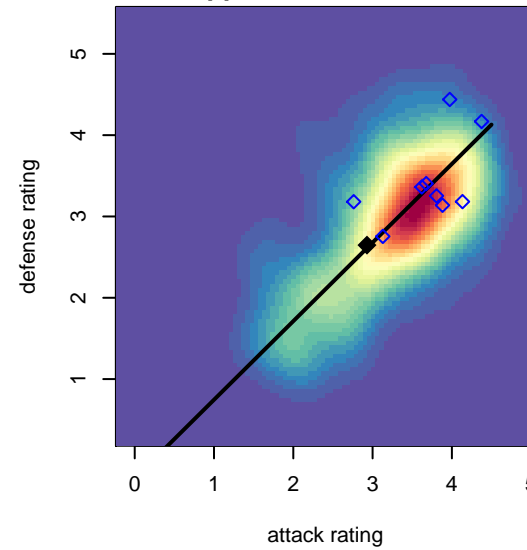
**attack and defense variance (black dot)
relative to other teams
and top 10 in region**



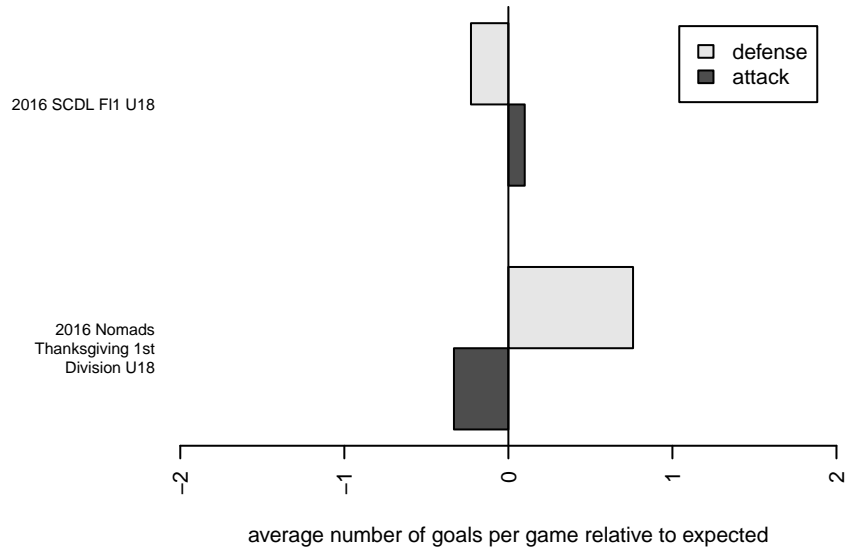
**attack and defense rating
relative to others at age
and all opponents in last 13 months**



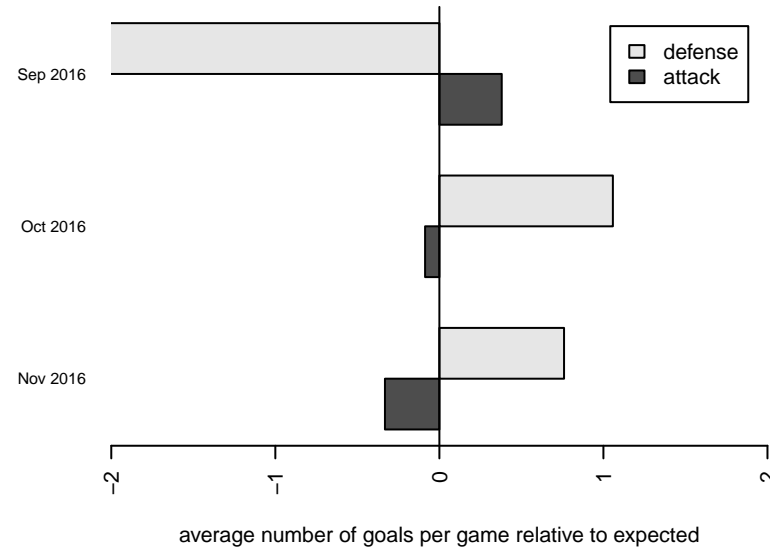
**attack and defense rating
relative to others at age
and all opponents in last 13 months**



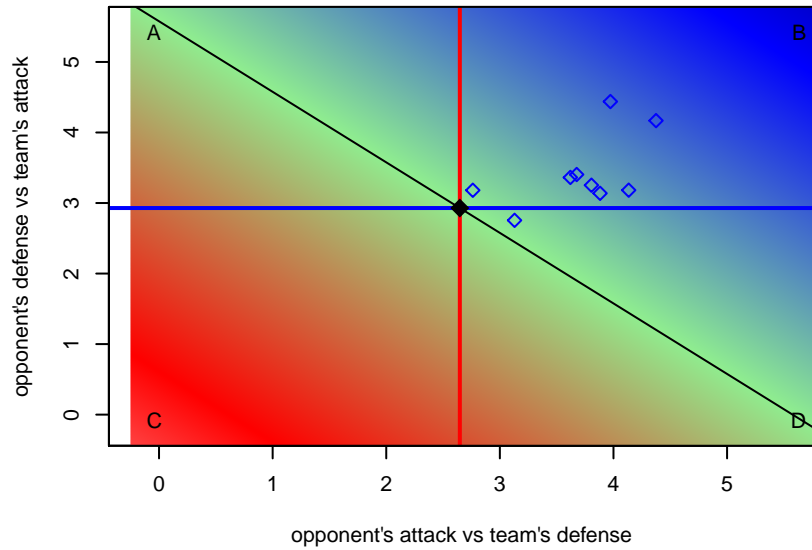
Performance relative to 13 month average



Performance relative to 13 month average



Distribution of opponents
 Red = Lose zone, Blue = Win zone, Green = Even
 Black line separates win/lose zones



lot. A=Neither has attack advantage, B=Opponent has both attack and defense advantage, C=Opponent has both attack and defense disadvantage, D=Both have

date	home		away		venue	pred.home	pred.away
2016-11-26	Peninsula SC Galaxy Blue B99	2	Pateadores Huntington Beach B99	0	2016 Nomads Thanksgiving 1st Division U1	3.88	0.23
2016-11-25	Pateadores Huntington Beach B99	0	Strikers FC Mission Viego B99	2	2016 Nomads Thanksgiving 1st Division U1	0.91	3.27
2016-11-25	Pateadores Huntington Beach B99	1	Rebels Medina B99	2	2016 Nomads Thanksgiving 1st Division U1	0.86	1.13
2016-10-30	Pateadores Huntington Beach B99	0	Legends FC B99	2	2016 SCDL FI1 U18	0.80	3.35
2016-10-23	Pateadores Huntington Beach B99	0	Strikers FC Irvine B99	2	2016 SCDL FI1 U18	0.70	2.93
2016-10-16	Pateadores Huntington Beach B99	2	Del Mar Sharks White B99	3	2016 SCDL FI1 U18	0.64	2.68
2016-10-09	Legends FC B99	0	Pateadores Huntington Beach B99	0	2016 SCDL FI1 U18	3.35	0.80
2016-10-08	Pateadores Huntington Beach B99	0	West Coast FC B99	6	2016 SCDL FI1 U18	0.36	6.34
2016-10-02	Pateadores Huntington Beach B99	2	Pateadores Riverside B99	1	2016 SCDL FI1 U18	1.21	1.70
2016-09-24	Strikers FC Irvine B99	8	Pateadores Huntington Beach B99	1	2016 SCDL FI1 U18	2.93	0.70
2016-09-18	Irvine Slammers B99	4	Pateadores Huntington Beach B99	2	2016 SCDL FI1 U18	4.42	0.77
2016-09-17	Del Mar Sharks White B99	6	Pateadores Huntington Beach B99	0	2016 SCDL FI1 U18	2.68	0.64
2016-09-11	West Coast FC B99	7	Pateadores Huntington Beach B99	1	2016 SCDL FI1 U18	6.34	0.36